



INTERFACE CONVERTER

COMMUNICATION RS232 – RS485

The K-10X series interface converters are recommended for use with KELLER products and enable communication between a device and computer via an RS232 interface, with communication established with connected devices with RS485 bus interface (half-duplex).

Description

For the K-102 and K-103 A converters, the connected devices must have their own power supply (e.g. battery or mains). The K-102 I converter must be powered by the adapter supplied with it, which can also power connected devices. Devices connected to the K-107 converter are powered by the integrated battery or an external power adapter.

K-102 properties

- Screw terminal connection (3 pole)
- No termination resistor
- Converter powered via DTR/RTS in the RS232 interface

- Not possible to power connected devices via the converter

K-102 I properties

- Screw terminal connection (5 pole)
- Termination resistor possible (connect via screw terminal RS485 A + B)
- Galvanic isolation of signal lines RS485 A + B

- Status display: green LED
- Converter and connected devices powered by 15 VDC adapter (included in scope of delivery)

K-103 A properties


- Fischer plug series 103/5 pole with 2 m cable
- No termination resistor
- Converter powered via DTR/RTS in the RS232 interface

- Not possible to power connected devices via the converter

K-107 properties

- Binder plug series 680/5 pole, cable length 0,75 m
- No termination resistor
- Power adapter (15 VDC and battery 9 VDC/ type 6 LR 61, included in scope of delivery)


- Connected devices powered by 9 V battery or adapter (automatically switched on during communication). Converter electronics powered via DTR/RTS in the RS232 interface



K-102



K-102 I



K-103 A



K-107

Technical specifications

Interface parameters	8 data bits, 1 start bit, 1 stop bit, no parity, half-duplex, echo is generated
Baud rate	9600 baud, 115200 baud (automatic detection)
Interface / plug type	automatic transmit/receive changeover RS232 / D-SUB 9 pole female
RS485 bus devices	up to 128 bus devices (1/4 unit load)
RS485 driver	„slew-rate limited“, fail-safe
RS485 output level	5 V (K-102, K-102 I, K-103 A), 3,3 V (K-107)
Storage/operating temperature	-10...50 °C
Protection	IP 40
Plug-in adapter (optional)	15 VDC / 360 mA (1,8 m cable)
Dimensions (H x W x D)	K-102: 55 x 31 x 15 mm K-102 I: 80 x 42 x 21 mm K-103 A: 55 x 31 x 15 mm K-107: 60 x 105 x 22 mm

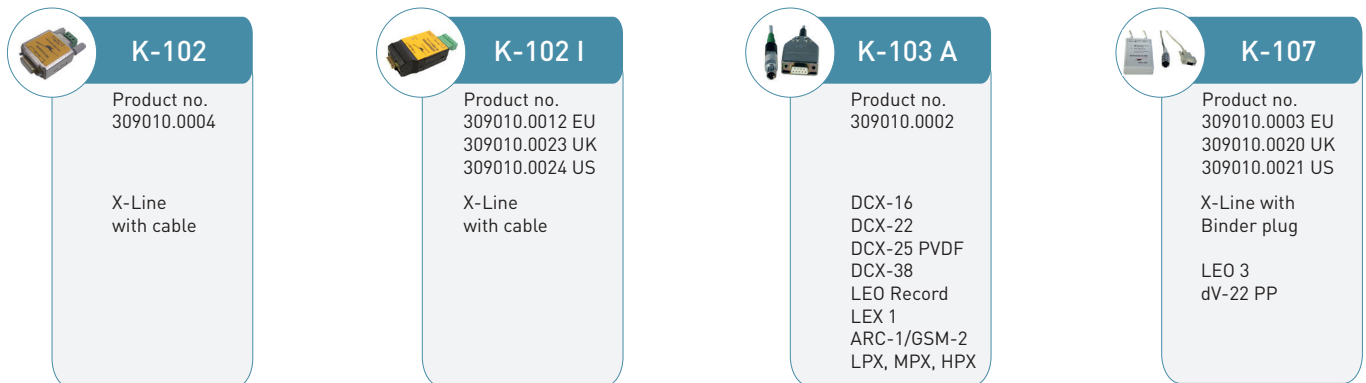





Product overview

The various versions of the K-114 interface converter use different, product-specific interface plugs. The product overview shows the compatibility between the product and the interface converters. The converter can also be expanded using additional cable options. For a complete product overview and a detailed technical description of the interface converter and operating instructions, visit www.keller-druck.com.

RS232



Pin assignment of the converters



Scope of delivery

The product is supplied in a box, and includes:

- K-102**
 - Software CD
 - Converter K-102
- K-102 I**
 - Software CD
 - Converter K-102 I
 - Cable D-SUB 1,8 m / 9 pole
 - 15 VDC power adapter
- K-103 A**
 - Software CD
 - Converter K-103A
- K-107**
 - Software CD
 - Converter K-107
 - Battery 9 VDC / type 6LR61
 - 15 VDC power adapter

Accessories

Compatible adapter cables available e.g. to K-107:

Cable option 1



Binder plug to strand clips

Cable option 3



Binder plug to 6-pin Molex socket